

Class of 2021 College of Education First Destination Career Outcomes Report

Introduction and Methodology	Combined Response and Knowledge Rate	Knowledge and Response Rate Break..	Knowledge and Response Rate Break..	First Destination Career Outcomes Rate	First Destination Career Outcome Rate..	Career Outcomes Breakdown by Catego..	Employment by Category	Employment by Type	E m..
------------------------------	--------------------------------------	-------------------------------------	-------------------------------------	--	---	---------------------------------------	------------------------	--------------------	-------

The First Destination (Career Outcome) Rate represents the percentage of graduates in the Class of 2021 from whom data could be collected who were working, continuing education, volunteering, or enlisted in the military generally within six months of graduation or by December 31, 2021 and excludes those who were not seeking. The Class of 2021 includes August 2020, December 2020, and May 2021 graduates.

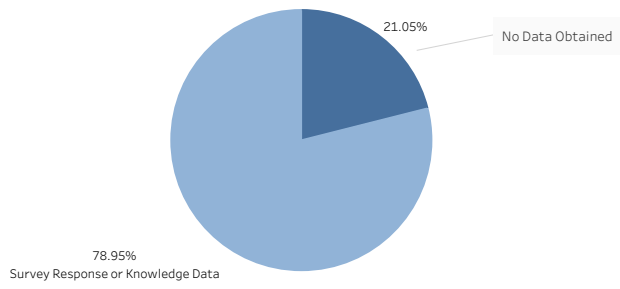
Responses are actively solicited from students who are expected to graduate from up to a month prior to graduation through the close of the survey, with intermittent emails and follow up to those who did not respond or reporting that they were "still looking" up to the close of the survey. Concentrated efforts to garner response are made within the sixth months after graduation. Soliciting responses is typically conducted via email, however, in person opportunities at Cap and Gown Pick-up, announcements by faculty in their classrooms, and social media research comprise our efforts to obtain the response rate possible.

Following the standards and protocols of the National Association of Colleges and Employers for collecting and reporting career outcomes, at the sixth month after graduation, the career development team uses reasonably reliable secondary source information from faculty, LinkedIn, and other social media to record "knowledge responses" on behalf of the student. These efforts resulted in an overall response and knowledge rate of 73.7% across all educational levels.

Since Belmont University began tracking the career outcomes of our graduates, the overall first destination rate has consistently exceeded the national avera..

Class of 2021 College of Education First Destination Career Outcomes Report

Introduction and Methodology	Combined Response and Knowledge Rate	Knowledge and Response Rate Break..	Knowledge and Response Rate Break..	First Destination Career Outcomes Rate	First Destination Career Outcome Rate ..	Career Outcomes Breakdown by Catego..	Employment by Category	Employment by Type	E m..
------------------------------	---	-------------------------------------	-------------------------------------	--	--	---------------------------------------	------------------------	--------------------	-------



Recipient Education Level

- Bachelors
- Masters

Race

- Black
- Hispanic
- White

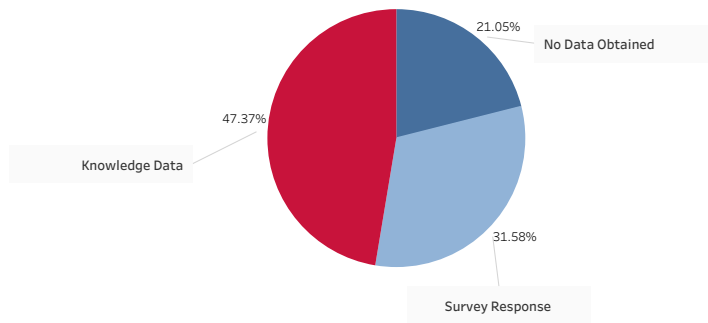
Recipient Gender

- Female
- Male

Total number of graduates 38

Class of 2021 College of Education First Destination Career Outcomes Report

Introduction and Methodology	Combined Response and Knowledge Rate	Knowledge and Response Rate Break..	Knowledge and Response Rate Break..	First Destination Career Outcomes Rate	First Destination Career Outcome Rate ..	Career Outcomes Breakdown by Catego..	Employment by Category	Employment by Type	E m..
------------------------------	--------------------------------------	-------------------------------------	-------------------------------------	--	--	---------------------------------------	------------------------	--------------------	-------



Recipient Education Level

- Bachelors
- Masters

Race

- Black
- Hispanic
- White

Recipient Gender

- Female
- Male

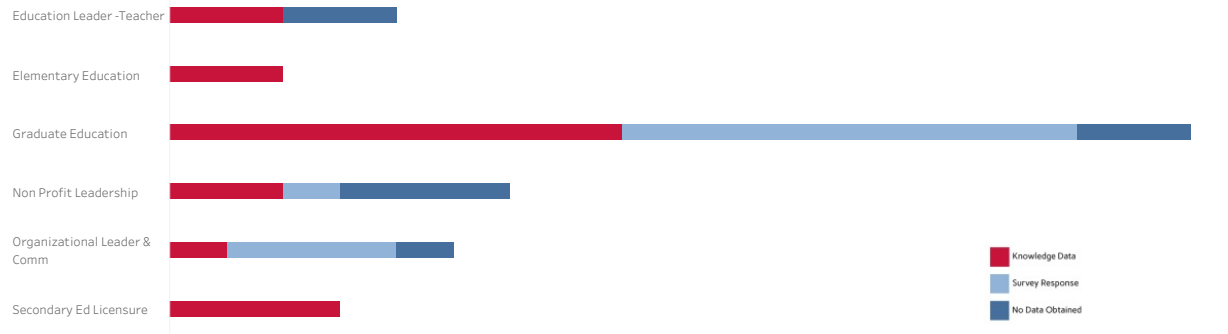
Total number of graduates

38

Class of 2021 College of Education First Destination Career Outcomes Report

Introduction and Methodology	Combined Response and Knowledge Rate	Knowledge and Response Rate Break..	Knowledge and Response Rate Break..	First Destination Career Outcomes Rate	First Destination Career Outcome Rate ..	Career Outcomes Breakdown by Catego..	Employment by Category	Employment by Type	E m..
------------------------------	--------------------------------------	-------------------------------------	--	--	--	---------------------------------------	------------------------	--------------------	-------

Recipient Primary Major



Recipient Education Level

- Bachelors
- Masters

Recipient Primary Major

- Education Leader -Teacher
- Elementary Education
- Graduate Education
- Non Profit Leadership

Race

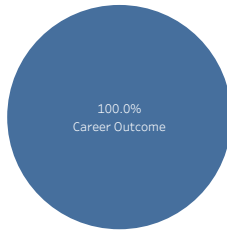
- Black
- Hispanic
- White

Recipient Gender

- Female
- Male

Class of 2021 College of Education First Destination Career Outcomes Report

Introduction and Methodology	Combined Response and Knowledge Rate	Knowledge and Response Rate Break..	Knowledge and Response Rate Break..	First Destination Career Outcomes Rate	First Destination Career Outcome Rate ..	Career Outcomes Breakdown by Catego..	Employment by Category	Employment by Type	E m..
------------------------------	--------------------------------------	-------------------------------------	-------------------------------------	---	--	---------------------------------------	------------------------	--------------------	-------



Recipient Education Level

- Bachelors
- Masters

Recipient Primary Major

- Education Leader -Tea..
- Elementary Education

Race

- Black
- Hispanic

Recipient Gender

- Female
- Male

Outcome (group)

- Career Outcome

Count of Outcome 30

Class of 2021 College of Education First Destination Career Outcomes Report

Combined Response and Knowledge Rate	Knowledge and Response Rate Break..	Knowledge and Response Rate Break..	First Destination Career Outcomes Rate	First Destination Career Outcome Rate ..	Career Outcomes Breakdown by Catego..	Employment by Category	Employment by Type	Employers	S.
--------------------------------------	-------------------------------------	-------------------------------------	--	--	---------------------------------------	------------------------	--------------------	-----------	----

Recipient Primar..



Recipient Education Level

- Bachelors
- Masters

Recipient Primary Major

- Education Leader -Tea..
- Elementary Education
- Graduate Education

Race

- Black
- Hispanic
- White

Recipient Gender

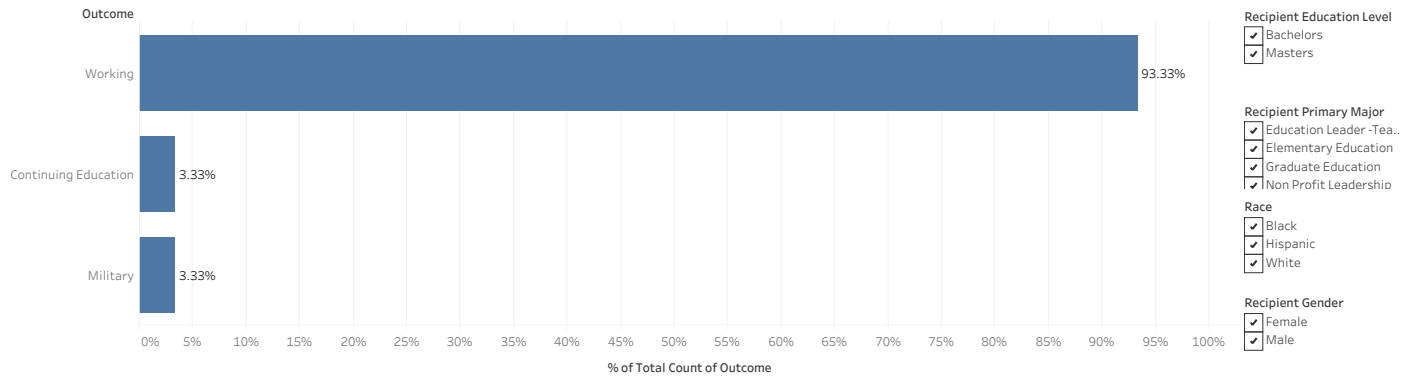
- Female
- Male

Outcome (group)

- Career Outcome

Class of 2021 College of Education First Destination Career Outcomes Report

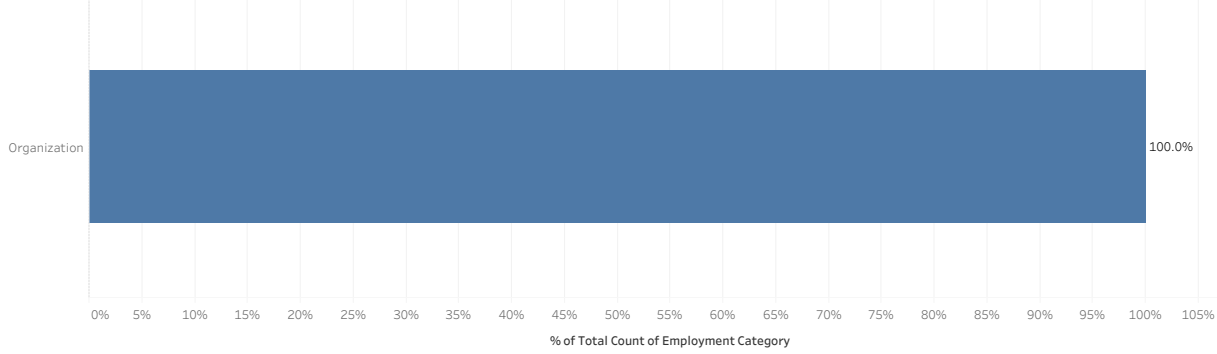
Knowledge and Response Rate Break..	Knowledge and Response Rate Break..	First Destination Career Outcomes Rate	First Destination Career Outcome Rate ..	Career Outcomes Breakdown by Catego..	Employment by Category	Employment by Type	Employers	Salary Data	C.
-------------------------------------	-------------------------------------	--	--	--	------------------------	--------------------	-----------	-------------	----



Class of 2021 College of Education First Destination Career Outcomes Report

Knowledge and Response Rate Break..	First Destination Career Outcomes Rate	First Destination Career Outcome Rate..	Career Outcomes Breakdown by Catego..	Employment by Category	Employment by Type	Employers	Salary Data	Career Goals Alignment	R.
-------------------------------------	--	---	---------------------------------------	-------------------------------	--------------------	-----------	-------------	------------------------	----

Employment..



Recipient Education Level

- Bachelors
- Masters

Recipient Primary Major

- Education Leader -Tea..
- Elementary Education
- Graduate Education
- Non Profit Leadershio

Race

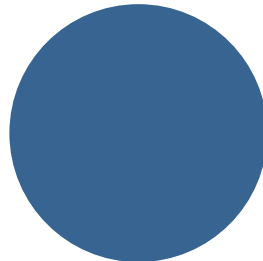
- Black
- Hispanic
- White

Recipient Gender

- Female
- Male

Class of 2021 College of Education First Destination Career Outcomes Report

First Destination Career Outcomes Rate	First Destination Career Outcome Rate ..	Career Outcomes Breakdown by Catego..	Employment by Category	Employment by Type	Employers	Salary Data	Career Goals Alignment	Relationship of Position to Degree	C.
--	--	---------------------------------------	------------------------	--------------------	-----------	-------------	------------------------	------------------------------------	----



Full-Time
100.0%

Recipient Education Level

- Bachelors
- Masters

Recipient Primary Major

- Education Leader -Tea..
- Elementary Education
- Graduate Education

Race

- Black
- Hispanic
- White

Recipient Gender

- Female
- Male

Employment Type

- Full-Time

Class of 2021 College of Education First Destination Career Outcomes Report

First Destination Career Outcome Rate ..	Career Outcomes Breakdown by Catego..	Employment by Category	Employment by Type	Employers	Salary Data	Career Goals Alignment	Relationship of Position to Degree	Continuing Education School	L..
---	--	---------------------------	--------------------	-----------	-------------	---------------------------	---------------------------------------	--------------------------------	-----

Employer Name	Count
Williamson County Schools	8
Metropolitan Nashville Public Schools	6
Belcourt Theatre	1
Belmont University	1
Davis County Community School District	1
Franklin Road Academy	1
Fulton Science Academy Private School	1
Revolution Dance Company	1
Robertson County Schools	1
Rutherford County Schools	1
Scott County School District	1
Shiloh Valley Elementary School	1
Soaring Soul Compositions	1
Sumner County Board of Education	1
University School of Nashville	1
Viable Inc	1

- Recipient Education Level**
- Bachelors
 - Masters

- Recipient Primary Major**
- Education Leader -Tea..
 - Elementary Education
 - Graduate Education
 - Non Profit Leadership

- Race**
- Black
 - Hispanic
 - White

- Recipient Gender**
- Female
 - Male

Class of 2021 College of Education First Destination Career Outcomes Report

Career Outcomes Breakdown by Catego..	Employment by Category	Employment by Type	Employers	Salary Data	Career Goals Alignment	Relationship of Position to Degree	Continuing Education School	Locations	U ...
---------------------------------------	------------------------	--------------------	-----------	-------------	------------------------	------------------------------------	-----------------------------	-----------	-------

Average Salary: \$39,271.88
 Median Salary: \$39,000.00
 Maximum Salary: \$50,000.00
 Minimum Salary: \$30,000.00

If no salary data is displayed, there was insufficient data where either no salary information was collected or less than 3 graduates in a specific major provided salary information.

Recipient Education Level

- Bachelors
- Masters

Recipient Primary Major

- Education Leader -Tea..
- Elementary Education
- Graduate Education
- Non Profit Leadership
- Organizational Leade..
- Secondary Ed Licensu..

Recipient Gender

- Female
- Male

Race

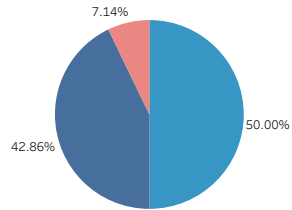
- Black
- Hispanic
- White

Class of 2021 College of Education First Destination Career Outcomes Report

Employment by Category	Employment by Type	Employers	Salary Data	Career Goals Alignment	Relationship of Position to Degree	Continuing Education School	Locations	U.S. Regions	M i...
------------------------	--------------------	-----------	-------------	------------------------	------------------------------------	-----------------------------	-----------	--------------	--------

Which of the following best describes your view of your primary position?

- This is a profess..
- This is a profess..
- This is a transitio..



Recipient Education Level

- Masters

Recipient Primary Major

- Education Leader -Tea..
- Graduate Education
- Non Profit Leadership
- Organizational Leade..

Race

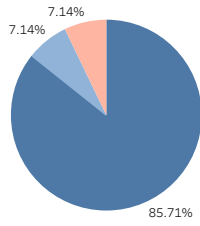
- Black
- Hispanic
- White

Recipient Gender

- Female
- Male

Class of 2021 College of Education First Destination Career Outcomes Report

Empl..	Employment by Type	Employers	Salary Data	Career Goals Alignment	Relationship of Position to Degree	Continuing Education School	Locations	U.S. Regions	Middle Tennessee
--------	--------------------	-----------	-------------	------------------------	------------------------------------	-----------------------------	-----------	--------------	------------------



Recipient Education Level

- Bachelors
- Masters

Recipient Primary Major

- Education Leader -Tea..
- Elementary Education
- Graduate Education

Race

- Black
- Hispanic
- White

Recipient Gender

- Female
- Male

How related is this positi..

- 5
- 4
- 3

Class of 2021 College of Education First Destination Career Outcomes Report

Empl.	Employment by Type	Employers	Salary Data	Career Goals Alignment	Relationship of Position to Degree	Continuing Education School	Locations	U.S. Regions	Middle Tennessee
-------	--------------------	-----------	-------------	------------------------	------------------------------------	-----------------------------	-----------	--------------	------------------

Continuing Education School

Lipscomb University 1

Recipient Education Level

- Bachelors
- Masters

Recipient Primary Major

- Education Leader -Tea..
- Elementary Education
- Graduate Education
- Non Profit Leadershio

Race

- Black
- Hispanic
- White

Recipient Gender

- Female
- Male

Class of 2021 College of Education First Destination Career Outcomes Report

Em pl..	Employment by Type	Employers	Salary Data	Career Goals Alignment	Relationship of Position to Degree	Continuing Education School	Locations	U.S. Regions	Middle Tennessee
---------	--------------------	-----------	-------------	------------------------	------------------------------------	-----------------------------	-----------	--------------	------------------



Recipient Education Level
 Bachelors
 Masters

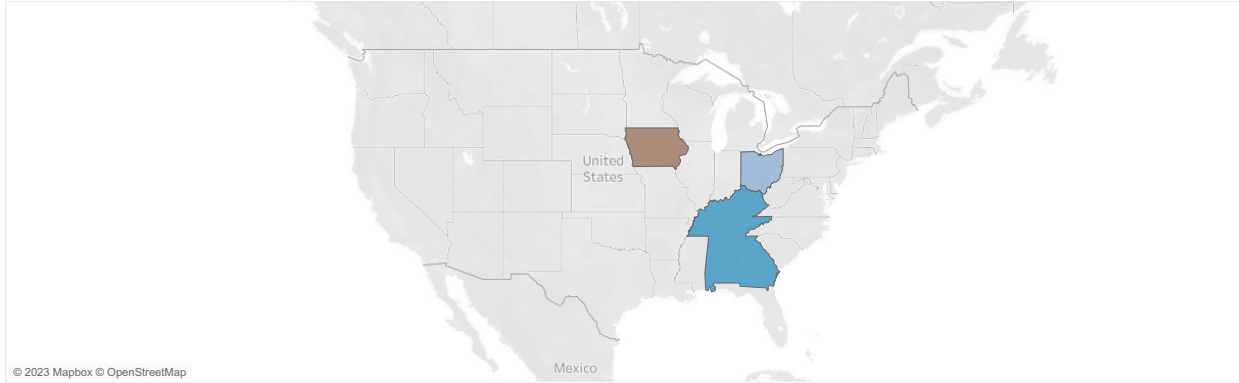
Recipient Primary Major
 Education Leader -Tea..
 Elementary Education
 Graduate Education
 Non Profit Leadershio

Race
 Black
 Hispanic
 White

Recipient Gender
 Female
 Male

Class of 2021 College of Education First Destination Career Outcomes Report

Em pl..	Employment by Type	Employers	Salary Data	Career Goals Alignment	Relationship of Position to Degree	Continuing Education School	Locations	U.S. Regions	Middle Tennessee
---------	--------------------	-----------	-------------	------------------------	------------------------------------	-----------------------------	-----------	--------------	------------------



- Recipient Education Level**
- Bachelors
 - Masters

- Recipient Primary Major**
- Education Leader -Tea..
 - Elementary Education
 - Graduate Education
 - Non Profit Leadership

- Race**
- Black
 - Hispanic
 - White

- Recipient Gender**
- Female
 - Male

Class of 2021 College of Education First Destination Career Outcomes Report

Em pl..	Employment by Type	Employers	Salary Data	Career Goals Alignment	Relationship of Position to Degree	Continuing Education School	Locations	U.S. Regions	Middle Tennessee
---------	--------------------	-----------	-------------	------------------------	------------------------------------	-----------------------------	-----------	--------------	------------------

