


**Summary Institution-Level Pass Rate Data: *Alternative Teacher Preparation Program Within IHE***

		<b>HEOA - Title II 2020 - 2021 Academic Year</b>				
<b>Institution Name</b>		Belmont University				
<b>Institution Code</b>		1058				
<b>State</b>		Tennessee				
<i>April 4, 2022</i>						
				<b>Statewide</b>		
<b>Group</b>	<b>Number Taking Assessment<sup>1</sup></b>	<b>Number Passing Assessment<sup>2</sup></b>	<b>Institutional Pass Rate</b>	<b>Number Taking Assessment<sup>1</sup></b>	<b>Number Passing Assessment<sup>2</sup></b>	<b>Statewide Pass Rate</b>
All program completers, 2020-21	10	9	90%	544	502	92%
All program completers, 2019-20	3			425	402	95%
All program completers, 2018-19	3			594	571	96%
All program completers, combined 2018/19-2020/21 <sup>3</sup>	16	15	94%			


Note: In cases where there are less than ten students taking the assessment or license/certificate, the number passing and pass rate are not reported.

<sup>1</sup> Number of completers taking one or more assessments within their area of specialization.

<sup>2</sup> Summary level "Number Taking Assessment" may differ from assessment level "Number Taking Assessment" because each student is counted once at the summary level but may be counted in multiple assessments at the assessment level.

<sup>3</sup> When two or more completer groups have fewer than ten completers, data is combined across the three completer years into an additional completer group for the Summary pass rates.


Single Assessment Institution-Level Pass Rate Data: *Alternative Teacher Preparation Program Within IHE*

	<b>HEOA - Title II 2020 - 2021 Academic Year</b>	
	Institution Name	Belmont University
	Institution Code	1058
	State	Tennessee

April 4, 2022

Assessment Information <sup>1</sup>	Group	Number Taking Assessment	Number Passing Assessment	Institutional Pass Rate	Institutional Average Scaled Score	Assessment Cut Score <sup>2</sup>	Statewide			
							Number Taking Assessment	Number Passing Assessment	Statewide Pass Rate	Statewide Average Scaled Score
<b>AGRICULTURE (5701)</b>  Test Company: ETS Score Range: 100-200	All enrolled students who have completed all nonclinical courses, 2020-21									
	Other enrolled students, 2020-21						6			
	All program completers, 2020-21						3			
	All program completers, 2019-20						5			
	All program completers, 2018-19						4			
<b>AMERICAN SIGN LANGUAGE PROFICIENCY INTERVIEW ASLPI (0634)</b>  Test Company: ETS Score Range: 100-200	All enrolled students who have completed all nonclinical courses, 2020-21									
	Other enrolled students, 2020-21						1			
	All program completers, 2020-21						1			
	All program completers, 2019-20									
	All program completers, 2018-19									
<b>ART CONTENT AND ANALYSIS (5135)</b>  Test Company: ETS Score Range: 100-200	All enrolled students who have completed all nonclinical courses, 2020-21						3			
	Other enrolled students, 2020-21						20	17	85%	172
	All program completers, 2020-21	1				161	15	15	100%	173
	All program completers, 2019-20						9			
	All program completers, 2018-19						9			
<b>BIOLOGY CONTENT KNOWLEDGE (0235)</b>  Test Company: ETS Score Range: 100-200	All enrolled students who have completed all nonclinical courses, 2020-21						9			
	Other enrolled students, 2020-21	1				148	51	49	96%	161
	All program completers, 2020-21	1				148	41	39	95%	164
	All program completers, 2019-20						33	31	94%	163
	All program completers, 2018-19	1				148	43	43	100%	162


**Single Assessment Institution-Level Pass Rate Data: Alternative Teacher Preparation Program Within IHE**

	<b>HEOA - Title II 2020 - 2021 Academic Year</b>	
	Institution Name	Belmont University
	Institution Code	1058
	State	Tennessee

April 4, 2022

Assessment Information <sup>1</sup>	Group	Number Taking Assessment	Number Passing Assessment	Institutional Pass Rate	Institutional Average Scaled Score	Assessment Cut Score <sup>2</sup>	Statewide			
							Number Taking Assessment	Number Passing Assessment	Statewide Pass Rate	Statewide Average Scaled Score
<b>BUSINESS ED CONTENT KNOWLEDGE (5101)</b>  Test Company: ETS Score Range: 100-200	All enrolled students who have completed all nonclinical courses, 2020-21									
	Other enrolled students, 2020-21						23	23	100%	169
	All program completers, 2020-21						23	23	100%	169
	All program completers, 2019-20						10	9	90%	168
	All program completers, 2018-19						21	20	95%	168
<b>CHEMISTRY CONTENT KNOWLEDGE (0245)</b>  Test Company: ETS Score Range: 100-200	All enrolled students who have completed all nonclinical courses, 2020-21						2			
	Other enrolled students, 2020-21						10	9	90%	163
	All program completers, 2020-21						20	20	100%	171
	All program completers, 2019-20						10	10	100%	169
	All program completers, 2018-19						20	20	100%	167
<b>EARLY CHILDHOOD EDUCATION (5025)</b>  Test Company: ETS Score Range: 100-200	All enrolled students who have completed all nonclinical courses, 2020-21						2			
	Other enrolled students, 2020-21	3				156	22	20	91%	171
	All program completers, 2020-21						3			
	All program completers, 2019-20									
	All program completers, 2018-19									
<b>EARTH AND SPACE SCIENCES - CK (5571)</b>  Test Company: ETS Score Range: 100-200	All enrolled students who have completed all nonclinical courses, 2020-21									
	Other enrolled students, 2020-21						1			
	All program completers, 2020-21						1			
	All program completers, 2019-20									
	All program completers, 2018-19									


**Single Assessment Institution-Level Pass Rate Data: Alternative Teacher Preparation Program Within IHE**

	<b>HEOA - Title II 2020 - 2021 Academic Year</b>	
	Institution Name	Belmont University
	Institution Code	1058
	State	Tennessee


April 4, 2022

Assessment Information <sup>1</sup>	Group	Number Taking Assessment	Number Passing Assessment	Institutional Pass Rate	Institutional Average Scaled Score	Assessment Cut Score <sup>2</sup>	Statewide			
							Number Taking Assessment	Number Passing Assessment	Statewide Pass Rate	Statewide Average Scaled Score
<b>ECONOMICS (5911)</b>  Test Company: ETS Score Range: 100-200	All enrolled students who have completed all nonclinical courses, 2020-21									
	Other enrolled students, 2020-21						2			
	All program completers, 2020-21									
	All program completers, 2019-20							1		
	All program completers, 2018-19								3	
<b>EDUCATION OF YOUNG CHILDREN (5024)</b>  Test Company: ETS Score Range: 100-200	All enrolled students who have completed all nonclinical courses, 2020-21									
	Other enrolled students, 2020-21	1				160	16	9	56%	161
	All program completers, 2020-21						8			
	All program completers, 2019-20	1				160	10	10	100%	168
	All program completers, 2018-19							9		
<b>ELEM ED CONTENT KNOWLEDGE (5018)</b>  Test Company: ETS Score Range: 100-200	All enrolled students who have completed all nonclinical courses, 2020-21						9			
	Other enrolled students, 2020-21						30	20	67%	161
	All program completers, 2020-21	1				163	52	52	100%	173
	All program completers, 2019-20	2				163	54	50	93%	172
	All program completers, 2018-19						75	75	100%	174
<b>ELEM ED CURR INSTRUC ASSESSMENT (5017)</b>  Test Company: ETS Score Range: 100-200	All enrolled students who have completed all nonclinical courses, 2020-21						2			
	Other enrolled students, 2020-21						3			
	All program completers, 2020-21						6			
	All program completers, 2019-20						26	23	88%	171
	All program completers, 2018-19						56	56	100%	172

Single Assessment Institution-Level Pass Rate Data: *Alternative Teacher Preparation Program Within IHE*

		<b>HEOA - Title II 2020 - 2021 Academic Year</b>								
<b>Institution Name</b>		<b>Belmont University</b>								
<b>Institution Code</b>		<b>1058</b>								
<b>State</b>		<b>Tennessee</b>								
							<i>April 4, 2022</i>			
<b>Assessment Information<sup>1</sup></b>	<b>Group</b>	<b>Number Taking Assessment</b>	<b>Number Passing Assessment</b>	<b>Institutional Pass Rate</b>	<b>Institutional Average Scaled Score</b>	<b>Assessment Cut Score<sup>2</sup></b>	<b>Statewide</b>			
							<b>Number Taking Assessment</b>	<b>Number Passing Assessment</b>	<b>Statewide Pass Rate</b>	<b>Statewide Average Scaled Score</b>
<b>ELEM ED MULTI SUBJ MATHEMATICS (5003)</b>  <i>Test Company: ETS</i> <i>Score Range: 100-200</i>	All enrolled students who have completed all nonclinical courses, 2020-21						17	14	82%	170
	Other enrolled students, 2020-21	1				157	81	76	94%	174
	All program completers, 2020-21	2				157	36	36	100%	179
	All program completers, 2019-20						6			
	All program completers, 2018-19						1			
<b>ELEM ED MULTI SUBJ READING LANG ARTS (5002)</b>  <i>Test Company: ETS</i> <i>Score Range: 100-200</i>	All enrolled students who have completed all nonclinical courses, 2020-21						17	13	76%	167
	Other enrolled students, 2020-21	1				157	81	79	98%	172
	All program completers, 2020-21	2				157	36	36	100%	176
	All program completers, 2019-20						6			
	All program completers, 2018-19						1			
<b>ELEM ED MULTI SUBJ SCIENCES (5005)</b>  <i>Test Company: ETS</i> <i>Score Range: 100-200</i>	All enrolled students who have completed all nonclinical courses, 2020-21						17	14	82%	168
	Other enrolled students, 2020-21	1				159	80	76	95%	172
	All program completers, 2020-21	2				159	36	36	100%	173
	All program completers, 2019-20						6			
	All program completers, 2018-19						1			
<b>ELEM ED MULTI SUBJ SOCIAL STUDIES (5004)</b>  <i>Test Company: ETS</i> <i>Score Range: 100-200</i>	All enrolled students who have completed all nonclinical courses, 2020-21						17	13	76%	163
	Other enrolled students, 2020-21	1				155	80	76	95%	172
	All program completers, 2020-21	2				155	36	36	100%	175
	All program completers, 2019-20						6			
	All program completers, 2018-19						1			


**Single Assessment Institution-Level Pass Rate Data: Alternative Teacher Preparation Program Within IHE**

	<b>HEOA - Title II 2020 - 2021 Academic Year</b>	
	Institution Name	Belmont University
	Institution Code	1058
	State	Tennessee

April 4, 2022

Assessment Information <sup>1</sup>	Group	Number Taking Assessment	Number Passing Assessment	Institutional Pass Rate	Institutional Average Scaled Score	Assessment Cut Score <sup>2</sup>	Statewide			
							Number Taking Assessment	Number Passing Assessment	Statewide Pass Rate	Statewide Average Scaled Score
<b>ENGLISH LANGUAGE ARTS: CK (5038)</b>  Test Company: ETS Score Range: 100-200	All enrolled students who have completed all nonclinical courses, 2020-21						16	16	100%	179
	Other enrolled students, 2020-21	4				167	91	86	95%	178
	All program completers, 2020-21	1				167	57	55	96%	181
	All program completers, 2019-20						46	44	96%	178
	All program completers, 2018-19						84	80	95%	178
<b>ENGLISH TO SPEAKERS OF OTHER LANGUAGES (DISC) (5361)</b>  Test Company: ETS Score Range: 100-200	All enrolled students who have completed all nonclinical courses, 2020-21									
	Other enrolled students, 2020-21									
	All program completers, 2020-21									
	All program completers, 2019-20						6			
	All program completers, 2018-19	1				143	13	13	100%	159
<b>ENGLISH TO SPEAKERS OF OTHER LANGUAGES (5362)</b>  Test Company: ETS Score Range: 100-200	All enrolled students who have completed all nonclinical courses, 2020-21						18	18	100%	171
	Other enrolled students, 2020-21	1				155	45	45	100%	176
	All program completers, 2020-21	1				155	33	33	100%	174
	All program completers, 2019-20						9			
	All program completers, 2018-19						16	16	100%	173
<b>FAMILY AND CONSUMER SCIENCES (5122)</b>  Test Company: ETS Score Range: 100-200	All enrolled students who have completed all nonclinical courses, 2020-21									
	Other enrolled students, 2020-21									
	All program completers, 2020-21						3			
	All program completers, 2019-20						2			
	All program completers, 2018-19						4			


**Single Assessment Institution-Level Pass Rate Data: Alternative Teacher Preparation Program Within IHE**

	<b>HEOA - Title II 2020 - 2021 Academic Year</b>	
	Institution Name	Belmont University
	Institution Code	1058
	State	Tennessee

April 4, 2022

Assessment Information <sup>1</sup>	Group	Number Taking Assessment	Number Passing Assessment	Institutional Pass Rate	Institutional Average Scaled Score	Assessment Cut Score <sup>2</sup>	Statewide			
							Number Taking Assessment	Number Passing Assessment	Statewide Pass Rate	Statewide Average Scaled Score
<b>FRENCH WORLD LANGUAGE (5174)</b>  Test Company: ETS Score Range: 100-200	All enrolled students who have completed all nonclinical courses, 2020-21									
	Other enrolled students, 2020-21						7			
	All program completers, 2020-21							3		
	All program completers, 2019-20							5		
	All program completers, 2018-19							4		
<b>GEOGRAPHY (5921)</b>  Test Company: ETS Score Range: 100-200	All enrolled students who have completed all nonclinical courses, 2020-21									
	Other enrolled students, 2020-21									
	All program completers, 2020-21									
	All program completers, 2019-20									
	All program completers, 2018-19							1		
<b>GERMAN WORLD LANGUAGE (5183)</b>  Test Company: ETS Score Range: 100-200	All enrolled students who have completed all nonclinical courses, 2020-21									
	Other enrolled students, 2020-21									
	All program completers, 2020-21							1		
	All program completers, 2019-20									
	All program completers, 2018-19									
<b>GOVERNMENT POLITICAL SCIENCE (5931)</b>  Test Company: ETS Score Range: 100-200	All enrolled students who have completed all nonclinical courses, 2020-21							1		
	Other enrolled students, 2020-21							3		
	All program completers, 2020-21							2		
	All program completers, 2019-20							4		
	All program completers, 2018-19							5		

**Single Assessment Institution-Level Pass Rate Data: Alternative Teacher Preparation Program Within IHE**


	<b>HEOA - Title II 2020 - 2021 Academic Year</b>	
	Institution Name	Belmont University
	Institution Code	1058
	State	Tennessee

April 4, 2022


Assessment Information <sup>1</sup>	Group	Number Taking Assessment	Number Passing Assessment	Institutional Pass Rate	Institutional Average Scaled Score	Assessment Cut Score <sup>2</sup>	Statewide			
							Number Taking Assessment	Number Passing Assessment	Statewide Pass Rate	Statewide Average Scaled Score
<b>HEALTH EDUCATION (5551)</b>  Test Company: ETS Score Range: 100-200	All enrolled students who have completed all nonclinical courses, 2020-21									
	Other enrolled students, 2020-21						2			
	All program completers, 2020-21						3			
	All program completers, 2019-20						4			
	All program completers, 2018-19						5			
<b>LATIN (5601)</b>  Test Company: ETS Score Range: 100-200	All enrolled students who have completed all nonclinical courses, 2020-21						1			
	Other enrolled students, 2020-21						3			
	All program completers, 2020-21						1			
	All program completers, 2019-20									
	All program completers, 2018-19									
<b>LIBRARY MEDIA SPECIALIST (5311)</b>  Test Company: ETS Score Range: 100-200	All enrolled students who have completed all nonclinical courses, 2020-21						1			
	Other enrolled students, 2020-21						7			
	All program completers, 2020-21						3			
	All program completers, 2019-20						1			
	All program completers, 2018-19									
<b>MARKETING EDUCATION (5561)</b>  Test Company: ETS Score Range: 100-200	All enrolled students who have completed all nonclinical courses, 2020-21						1			
	Other enrolled students, 2020-21									
	All program completers, 2020-21						2			
	All program completers, 2019-20						3			
	All program completers, 2018-19									



Single Assessment Institution-Level Pass Rate Data: *Alternative Teacher Preparation Program Within IHE*

		<b>HEOA - Title II 2020 - 2021 Academic Year</b>								
Institution Name		Belmont University								
Institution Code		1058								
State		Tennessee								
							April 4, 2022			
Assessment Information <sup>1</sup>	Group	Number Taking Assessment	Number Passing Assessment	Institutional Pass Rate	Institutional Average Scaled Score	Assessment Cut Score <sup>2</sup>	Statewide			
							Number Taking Assessment	Number Passing Assessment	Statewide Pass Rate	Statewide Average Scaled Score
<b>MATHEMATICS CONTENT KNOWLEDGE (5161)</b>  Test Company: ETS Score Range: 100-200	All enrolled students who have completed all nonclinical courses, 2020-21						6			
	Other enrolled students, 2020-21	3				160	48	43	90%	168
	All program completers, 2020-21	2				160	31	30	97%	169
	All program completers, 2019-20						24	22	92%	166
	All program completers, 2018-19						41	35	85%	163
<b>MIDDLE SCHOOL CONTENT KNOWLEDGE (5146)</b>  Test Company: ETS Score Range: 100-200	All enrolled students who have completed all nonclinical courses, 2020-21									
	Other enrolled students, 2020-21									
	All program completers, 2020-21						1			
	All program completers, 2019-20	1				150	2			
	All program completers, 2018-19						11	11	100%	161
<b>MIDDLE SCHOOL ENG LANG ARTS (5047)</b>  Test Company: ETS Score Range: 100-200	All enrolled students who have completed all nonclinical courses, 2020-21									
	Other enrolled students, 2020-21						4			
	All program completers, 2020-21						2			
	All program completers, 2019-20						6			
	All program completers, 2018-19						5			
<b>MIDDLE SCHOOL MATHEMATICS (5169)</b>  Test Company: ETS Score Range: 100-200	All enrolled students who have completed all nonclinical courses, 2020-21						5			
	Other enrolled students, 2020-21						38	38	100%	176
	All program completers, 2020-21						15	15	100%	178
	All program completers, 2019-20						16	15	94%	177
	All program completers, 2018-19						21	21	100%	179


Single Assessment Institution-Level Pass Rate Data: *Alternative Teacher Preparation Program Within IHE*

	<b>HEOA - Title II 2020 - 2021 Academic Year</b>	
	Institution Name	Belmont University
	Institution Code	1058
	State	Tennessee

April 4, 2022

Assessment Information <sup>1</sup>	Group	Number Taking Assessment	Number Passing Assessment	Institutional Pass Rate	Institutional Average Scaled Score	Assessment Cut Score <sup>2</sup>	Statewide			
							Number Taking Assessment	Number Passing Assessment	Statewide Pass Rate	Statewide Average Scaled Score
<b>MIDDLE SCHOOL SCIENCE (5440)</b>  Test Company: ETS Score Range: 100-200	All enrolled students who have completed all nonclinical courses, 2020-21						1			
	Other enrolled students, 2020-21						15	15	100%	166
	All program completers, 2020-21						7			
	All program completers, 2019-20						2			
	All program completers, 2018-19						7			
<b>MIDDLE SCHOOL SOCIAL STUDIES (5089)</b>  Test Company: ETS Score Range: 100-200	All enrolled students who have completed all nonclinical courses, 2020-21									
	Other enrolled students, 2020-21						9			
	All program completers, 2020-21						2			
	All program completers, 2019-20						1			
	All program completers, 2018-19						3			
<b>MUSIC CONTENT &amp; INSTRUCTION (5114)</b>  Test Company: ETS Score Range: 100-200	All enrolled students who have completed all nonclinical courses, 2020-21						3			
	Other enrolled students, 2020-21						11	7	64%	158
	All program completers, 2020-21						4			
	All program completers, 2019-20						5			
	All program completers, 2018-19						8			
<b>PHYSICAL ED CONTENT AND DESIGN (5095)</b>  Test Company: ETS Score Range: 100-200	All enrolled students who have completed all nonclinical courses, 2020-21						13	8	62%	165
	Other enrolled students, 2020-21						30	18	60%	166
	All program completers, 2020-21						25	17	68%	168
	All program completers, 2019-20						17	17	100%	171
	All program completers, 2018-19						22	21	95%	171


**Single Assessment Institution-Level Pass Rate Data: Alternative Teacher Preparation Program Within IHE**

	<b>HEOA - Title II 2020 - 2021 Academic Year</b>	
	Institution Name	Belmont University
	Institution Code	1058
	State	Tennessee

April 4, 2022

Assessment Information <sup>1</sup>	Group	Number Taking Assessment	Number Passing Assessment	Institutional Pass Rate	Institutional Average Scaled Score	Assessment Cut Score <sup>2</sup>	Statewide			
							Number Taking Assessment	Number Passing Assessment	Statewide Pass Rate	Statewide Average Scaled Score
<b>PHYSICS CONTENT KNOWLEDGE (5265)</b>  Test Company: ETS Score Range: 100-200	All enrolled students who have completed all nonclinical courses, 2020-21									
	Other enrolled students, 2020-21						2			
	All program completers, 2020-21						4			
	All program completers, 2019-20						4			
	All program completers, 2018-19						1			
<b>PRINC LEARNING AND TEACHING 5-9 (5623)</b>  Test Company: ETS Score Range: 100-200	All enrolled students who have completed all nonclinical courses, 2020-21						3			
	Other enrolled students, 2020-21						4			
	All program completers, 2020-21	1				160	31	29	94%	176
	All program completers, 2019-20						13	12	92%	171
	All program completers, 2018-19	1				160	44	44	100%	178
<b>PRINC LEARNING AND TEACHING 7-12 (5624)</b>  Test Company: ETS Score Range: 100-200	All enrolled students who have completed all nonclinical courses, 2020-21						25	24	96%	176
	Other enrolled students, 2020-21	1				157	53	47	89%	170
	All program completers, 2020-21	6				157	211	204	97%	177
	All program completers, 2019-20	1				157	127	127	100%	175
	All program completers, 2018-19	2				157	282	278	99%	175
<b>PRINC LEARNING AND TEACHING EARLY CHILD (5621)</b>  Test Company: ETS Score Range: 100-200	All enrolled students who have completed all nonclinical courses, 2020-21						2			
	Other enrolled students, 2020-21						6			
	All program completers, 2020-21						11	11	100%	169
	All program completers, 2019-20						6			
	All program completers, 2018-19						6			


**Single Assessment Institution-Level Pass Rate Data: Alternative Teacher Preparation Program Within IHE**

	<b>HEOA - Title II 2020 - 2021 Academic Year</b>
	<b>Institution Name</b> Belmont University
	<b>Institution Code</b> 1058
	<b>State</b> Tennessee

April 4, 2022

Assessment Information <sup>1</sup>	Group	Number Taking Assessment	Number Passing Assessment	Institutional Pass Rate	Institutional Average Scaled Score	Assessment Cut Score <sup>2</sup>	Statewide			
							Number Taking Assessment	Number Passing Assessment	Statewide Pass Rate	Statewide Average Scaled Score
<b>PRINC LEARNING AND TEACHING K-6 (5622)</b>  Test Company: ETS Score Range: 100-200	All enrolled students who have completed all nonclinical courses, 2020-21						13	11	85%	173
	Other enrolled students, 2020-21	1				160	26	22	85%	169
	All program completers, 2020-21	2				160	80	78	98%	176
	All program completers, 2019-20	1				160	55	53	96%	173
	All program completers, 2018-19						95	95	100%	176
<b>PSYCHOLOGY (5391)</b>  Test Company: ETS Score Range: 100-200	All enrolled students who have completed all nonclinical courses, 2020-21						1			
	Other enrolled students, 2020-21						3			
	All program completers, 2020-21									
	All program completers, 2019-20	1				154	1			
	All program completers, 2018-19						2			
<b>SE CK AND MILD TO MODERATE APPL (5543)</b>  Test Company: ETS Score Range: 100-200	All enrolled students who have completed all nonclinical courses, 2020-21						16	16	100%	164
	Other enrolled students, 2020-21						140	139	99%	169
	All program completers, 2020-21						69	68	99%	170
	All program completers, 2019-20						62	61	98%	167
	All program completers, 2018-19						78	78	100%	169
<b>SE CK AND SEVERE TO PROF APPL (5545)</b>  Test Company: ETS Score Range: 100-200	All enrolled students who have completed all nonclinical courses, 2020-21						4			
	Other enrolled students, 2020-21						48	48	100%	173
	All program completers, 2020-21						8			
	All program completers, 2019-20						12	12	100%	176
	All program completers, 2018-19						8			


**Single Assessment Institution-Level Pass Rate Data: Alternative Teacher Preparation Program Within IHE**

	<b>HEOA - Title II 2020 - 2021 Academic Year</b>	
	Institution Name	Belmont University
	Institution Code	1058
	State	Tennessee

April 4, 2022

Assessment Information <sup>1</sup>	Group	Number Taking Assessment	Number Passing Assessment	Institutional Pass Rate	Institutional Average Scaled Score	Assessment Cut Score <sup>2</sup>	Statewide			
							Number Taking Assessment	Number Passing Assessment	Statewide Pass Rate	Statewide Average Scaled Score
<b>SE CORE KNOWLEDGE &amp; APPLICATIONS (5354)</b>  Test Company: ETS Score Range: 100-200	All enrolled students who have completed all nonclinical courses, 2020-21						1			
	Other enrolled students, 2020-21						5			
	All program completers, 2020-21									
	All program completers, 2019-20						1			
	All program completers, 2018-19						3			
<b>SE: PRESCHOOL EARLY CHILDHOOD (5691)</b>  Test Company: ETS Score Range: 100-200	All enrolled students who have completed all nonclinical courses, 2020-21						1			
	Other enrolled students, 2020-21						4			
	All program completers, 2020-21									
	All program completers, 2019-20						1			
	All program completers, 2018-19						3			
<b>SOCIOLOGY (5952)</b>  Test Company: ETS Score Range: 100-200	All enrolled students who have completed all nonclinical courses, 2020-21									
	Other enrolled students, 2020-21						1			
	All program completers, 2020-21									
	All program completers, 2019-20						1			
	All program completers, 2018-19									
<b>SPANISH WORLD LANGUAGE (5195)</b>  Test Company: ETS Score Range: 100-200	All enrolled students who have completed all nonclinical courses, 2020-21						6			
	Other enrolled students, 2020-21	1				163	20	18	90%	175
	All program completers, 2020-21	1				163	21	17	81%	168
	All program completers, 2019-20						13	13	100%	173
	All program completers, 2018-19						25	25	100%	178


**Single Assessment Institution-Level Pass Rate Data: Alternative Teacher Preparation Program Within IHE**

	<b>HEOA - Title II 2020 - 2021 Academic Year</b>	
	Institution Name	Belmont University
	Institution Code	1058
	State	Tennessee

April 4, 2022

Assessment Information <sup>1</sup>	Group	Number Taking Assessment	Number Passing Assessment	Institutional Pass Rate	Institutional Average Scaled Score	Assessment Cut Score <sup>2</sup>	Statewide			
							Number Taking Assessment	Number Passing Assessment	Statewide Pass Rate	Statewide Average Scaled Score
<b>SPEECH COMMUNICATION: CK (5221)</b>  Test Company: ETS Score Range: 100-200	All enrolled students who have completed all nonclinical courses, 2020-21									
	Other enrolled students, 2020-21									
	All program completers, 2020-21									
	All program completers, 2019-20						1			
	All program completers, 2018-19						2			
<b>TEACHING READING: ELEM EDUCATION (5203)</b>  Test Company: ETS Score Range: 100-200	All enrolled students who have completed all nonclinical courses, 2020-21						5			
	Other enrolled students, 2020-21	1				162	31	26	84%	169
	All program completers, 2020-21	1				162	85	85	100%	175
	All program completers, 2019-20	1				162	141	138	98%	173
	All program completers, 2018-19						206	203	99%	174
<b>TEACHING READING: ELEMENTARY (5205)</b>  Test Company: ETS Score Range: 100-200	All enrolled students who have completed all nonclinical courses, 2020-21						21	17	81%	165
	Other enrolled students, 2020-21	1				159	115	71	62%	164
	All program completers, 2020-21	1				159	93	85	91%	167
	All program completers, 2019-20						9			
	All program completers, 2018-19						8			
<b>TECHNOLOGY EDUCATION (5051)</b>  Test Company: ETS Score Range: 100-200	All enrolled students who have completed all nonclinical courses, 2020-21									
	Other enrolled students, 2020-21									
	All program completers, 2020-21									
	All program completers, 2019-20									
	All program completers, 2018-19						1			


**Single Assessment Institution-Level Pass Rate Data: Alternative Teacher Preparation Program Within IHE**

	<b>HEOA - Title II 2020 - 2021 Academic Year</b>	
	Institution Name	Belmont University
	Institution Code	1058
	State	Tennessee

April 4, 2022

Assessment Information <sup>1</sup>	Group	Number Taking Assessment	Number Passing Assessment	Institutional Pass Rate	Institutional Average Scaled Score	Assessment Cut Score <sup>2</sup>	Statewide			
							Number Taking Assessment	Number Passing Assessment	Statewide Pass Rate	Statewide Average Scaled Score
<b>THEATRE (5641)</b>  Test Company: ETS Score Range: 100-200	All enrolled students who have completed all nonclinical courses, 2020-21									
	Other enrolled students, 2020-21						8			
	All program completers, 2020-21						2			
	All program completers, 2019-20						3			
	All program completers, 2018-19						3			
<b>WORLD AND U.S. HISTORY CK (5941)</b>  Test Company: ETS Score Range: 100-200	All enrolled students who have completed all nonclinical courses, 2020-21						14	12	86%	164
	Other enrolled students, 2020-21	2				157	32	27	84%	164
	All program completers, 2020-21						28	25	89%	166
	All program completers, 2019-20						32	32	100%	161
	All program completers, 2018-19	1				157	46	46	100%	165
<b>EDTPA: AGRICULTURAL EDUCATION (TPA0100)</b>  Test Company: E.S. Pearson* Score Range: 15-75	All enrolled students who have completed all nonclinical courses, 2020-21									
	Other enrolled students, 2020-21									
	All program completers, 2020-21									
	All program completers, 2019-20						3			
	All program completers, 2018-19									
<b>EDTPA: BUSINESS EDUCATION (TPA0102)</b>  Test Company: E.S. Pearson* Score Range: 15-75	All enrolled students who have completed all nonclinical courses, 2020-21									
	Other enrolled students, 2020-21						3			
	All program completers, 2020-21						2			
	All program completers, 2019-20						7			
	All program completers, 2018-19						1			

**Single Assessment Institution-Level Pass Rate Data: Alternative Teacher Preparation Program Within IHE**


	<b>HEOA - Title II 2020 - 2021 Academic Year</b>	
	Institution Name	Belmont University
	Institution Code	1058
	State	Tennessee

April 4, 2022


Assessment Information <sup>1</sup>	Group	Number Taking Assessment	Number Passing Assessment	Institutional Pass Rate	Institutional Average Scaled Score	Assessment Cut Score <sup>2</sup>	Statewide			
							Number Taking Assessment	Number Passing Assessment	Statewide Pass Rate	Statewide Average Scaled Score
<b>EDTPA: CLASSICAL LANGUAGES (TPA0104)</b>  Test Company: E.S. Pearson* Score Range: 13-65	All enrolled students who have completed all nonclinical courses, 2020-21									
	Other enrolled students, 2020-21									
	All program completers, 2020-21						1			
	All program completers, 2019-20						1			
	All program completers, 2018-19									
<b>EDTPA: EARLY CHILDHOOD (TPA0014)</b>  Test Company: E.S. Pearson* Score Range: 15-75	All enrolled students who have completed all nonclinical courses, 2020-21									
	Other enrolled students, 2020-21									
	All program completers, 2020-21									
	All program completers, 2019-20						3			
	All program completers, 2018-19						3			
<b>EDTPA: ELEM ED LITERACY WITH MATHEMATICS TASK 4 (TPA0110)</b>  Test Company: E.S. Pearson* Score Range: 18-90	All enrolled students who have completed all nonclinical courses, 2020-21									
	Other enrolled students, 2020-21									
	All program completers, 2020-21						1			
	All program completers, 2019-20						4			
	All program completers, 2018-19									
<b>EDTPA: ELEMENTARY LITERACY (TPA0001)</b>  Test Company: E.S. Pearson* Score Range: 15-75	All enrolled students who have completed all nonclinical courses, 2020-21									
	Other enrolled students, 2020-21						1			
	All program completers, 2020-21	1				40	24	22	92%	46
	All program completers, 2019-20						23	23	100%	47
	All program completers, 2018-19						15	15	100%	47




Single Assessment Institution-Level Pass Rate Data: *Alternative Teacher Preparation Program Within IHE*

		<b>HEOA - Title II 2020 - 2021 Academic Year</b>								
Institution Name		Belmont University								
Institution Code		1058								
State		Tennessee								
							April 4, 2022			
Assessment Information <sup>1</sup>	Group	Number Taking Assessment	Number Passing Assessment	Institutional Pass Rate	Institutional Average Scaled Score	Assessment Cut Score <sup>2</sup>	Statewide			
							Number Taking Assessment	Number Passing Assessment	Statewide Pass Rate	Statewide Average Scaled Score
<b>EDTPA: ELEMENTARY MATHEMATICS (TPA0002)</b>  Test Company: E.S. Pearson* Score Range: 15-75	All enrolled students who have completed all nonclinical courses, 2020-21									
	Other enrolled students, 2020-21									
	All program completers, 2020-21						5			
	All program completers, 2019-20						5			
	All program completers, 2018-19						12	12	100%	47
<b>EDTPA: ENGLISH AS AN ADDITIONAL LANGUAGE (TPA0115)</b>  Test Company: E.S. Pearson* Score Range: 15-75	All enrolled students who have completed all nonclinical courses, 2020-21									
	Other enrolled students, 2020-21						3			
	All program completers, 2020-21						13	13	100%	48
	All program completers, 2019-20						7			
	All program completers, 2018-19						10	10	100%	47
<b>EDTPA: FAMILY AND CONSUMER SCIENCES (TPA0117)</b>  Test Company: E.S. Pearson* Score Range: 15-75	All enrolled students who have completed all nonclinical courses, 2020-21									
	Other enrolled students, 2020-21									
	All program completers, 2020-21									
	All program completers, 2019-20									
	All program completers, 2018-19						1			
<b>EDTPA: HEALTH EDUCATION (TPA0119)</b>  Test Company: E.S. Pearson* Score Range: 15-75	All enrolled students who have completed all nonclinical courses, 2020-21									
	Other enrolled students, 2020-21									
	All program completers, 2020-21									
	All program completers, 2019-20						1			
	All program completers, 2018-19									

Single Assessment Institution-Level Pass Rate Data: *Alternative Teacher Preparation Program Within IHE*

		<b>HEOA - Title II 2020 - 2021 Academic Year</b>										
Institution Name		Belmont University										
Institution Code		1058										
State		Tennessee										
							April 4, 2022					
Assessment Information <sup>1</sup>		Group	Number Taking Assessment	Number Passing Assessment	Institutional Pass Rate	Institutional Average Scaled Score	Assessment Cut Score <sup>2</sup>	Statewide				
								Number Taking Assessment	Number Passing Assessment	Statewide Pass Rate	Statewide Average Scaled Score	
<b>EDTPA: K-12 PERFORMING ARTS (TPA0021)</b>  Test Company: E.S. Pearson* Score Range: 15-75		All enrolled students who have completed all nonclinical courses, 2020-21										
		Other enrolled students, 2020-21						1				
		All program completers, 2020-21							3			
		All program completers, 2019-20							3			
		All program completers, 2018-19							3			
<b>EDTPA: MIDDLE CHILDHOOD ENGLISH LANGUAGE ARTS (TPA0018)</b>  Test Company: E.S. Pearson* Score Range: 15-75		All enrolled students who have completed all nonclinical courses, 2020-21										
		Other enrolled students, 2020-21										
		All program completers, 2020-21							1			
		All program completers, 2019-20							5			
		All program completers, 2018-19							1			
<b>EDTPA: MIDDLE CHILDHOOD HISTORY-SOCIAL STUDIES (TPA0019)</b>  Test Company: E.S. Pearson* Score Range: 15-75		All enrolled students who have completed all nonclinical courses, 2020-21										
		Other enrolled students, 2020-21						1				
		All program completers, 2020-21										
		All program completers, 2019-20										
		All program completers, 2018-19										
<b>EDTPA: MIDDLE CHILDHOOD MATHEMATICS (TPA0016)</b>  Test Company: E.S. Pearson* Score Range: 15-75		All enrolled students who have completed all nonclinical courses, 2020-21										
		Other enrolled students, 2020-21						2				
		All program completers, 2020-21							3			
		All program completers, 2019-20							8			
		All program completers, 2018-19							2			


**Single Assessment Institution-Level Pass Rate Data: Alternative Teacher Preparation Program Within IHE**

	<b>HEOA - Title II 2020 - 2021 Academic Year</b>	
	Institution Name	Belmont University
	Institution Code	1058
	State	Tennessee

April 4, 2022

Assessment Information <sup>1</sup>	Group	Number Taking Assessment	Number Passing Assessment	Institutional Pass Rate	Institutional Average Scaled Score	Assessment Cut Score <sup>2</sup>	Statewide			
							Number Taking Assessment	Number Passing Assessment	Statewide Pass Rate	Statewide Average Scaled Score
<b>EDTPA: MIDDLE CHILDHOOD SCIENCE (TPA0017)</b>  Test Company: E.S. Pearson* Score Range: 15-75	All enrolled students who have completed all nonclinical courses, 2020-21									
	Other enrolled students, 2020-21						1			
	All program completers, 2020-21						3			
	All program completers, 2019-20						1			
	All program completers, 2018-19						1			
<b>EDTPA: PHYSICAL EDUCATION (TPA0011)</b>  Test Company: E.S. Pearson* Score Range: 15-75	All enrolled students who have completed all nonclinical courses, 2020-21									
	Other enrolled students, 2020-21						3			
	All program completers, 2020-21						7			
	All program completers, 2019-20						4			
	All program completers, 2018-19						5			
<b>EDTPA: SECONDARY ENGLISH LANGUAGE ARTS (TPA0003)</b>  Test Company: E.S. Pearson* Score Range: 15-75	All enrolled students who have completed all nonclinical courses, 2020-21						2			
	Other enrolled students, 2020-21						1			
	All program completers, 2020-21						14	14	100%	48
	All program completers, 2019-20						30	30	100%	46
	All program completers, 2018-19						17	17	100%	48
<b>EDTPA: SECONDARY HISTORY-SOCIAL STUDIES (TPA0004)</b>  Test Company: E.S. Pearson* Score Range: 15-75	All enrolled students who have completed all nonclinical courses, 2020-21						1			
	Other enrolled students, 2020-21						1			
	All program completers, 2020-21						10	10	100%	45
	All program completers, 2019-20						16	16	100%	45
	All program completers, 2018-19						12	12	100%	47


Single Assessment Institution-Level Pass Rate Data: *Alternative Teacher Preparation Program Within IHE*

	<b>HEOA - Title II 2020 - 2021 Academic Year</b>	
	Institution Name	Belmont University
	Institution Code	1058
	State	Tennessee

April 4, 2022

Assessment Information <sup>1</sup>	Group	Number Taking Assessment	Number Passing Assessment	Institutional Pass Rate	Institutional Average Scaled Score	Assessment Cut Score <sup>2</sup>	Statewide			
							Number Taking Assessment	Number Passing Assessment	Statewide Pass Rate	Statewide Average Scaled Score
<b>EDTPA: SECONDARY MATHEMATICS (TPA0005)</b>  Test Company: E.S. Pearson* Score Range: 15-75	All enrolled students who have completed all nonclinical courses, 2020-21									
	Other enrolled students, 2020-21						1			
	All program completers, 2020-21						12	12	100%	43
	All program completers, 2019-20						13	13	100%	42
	All program completers, 2018-19						8			
<b>EDTPA: SECONDARY SCIENCE (TPA0006)</b>  Test Company: E.S. Pearson* Score Range: 15-75	All enrolled students who have completed all nonclinical courses, 2020-21									
	Other enrolled students, 2020-21						4			
	All program completers, 2020-21						27	27	100%	48
	All program completers, 2019-20						18	17	94%	43
	All program completers, 2018-19						16	15	94%	45
<b>EDTPA: SPECIAL EDUCATION (TPA0012)</b>  Test Company: E.S. Pearson* Score Range: 15-75	All enrolled students who have completed all nonclinical courses, 2020-21						2			
	Other enrolled students, 2020-21						19	15	79%	43
	All program completers, 2020-21						28	27	96%	45
	All program completers, 2019-20						28	27	96%	45
	All program completers, 2018-19						20	19	95%	44
<b>EDTPA: VISUAL ARTS (TPA0015)</b>  Test Company: E.S. Pearson* Score Range: 15-75	All enrolled students who have completed all nonclinical courses, 2020-21						1			
	Other enrolled students, 2020-21						4			
	All program completers, 2020-21						4			
	All program completers, 2019-20						3			
	All program completers, 2018-19						2			

**Single Assessment Institution-Level Pass Rate Data: *Alternative Teacher Preparation Program Within IHE***

	<b>HEOA - Title II 2020 - 2021 Academic Year</b>	
	Institution Name	Belmont University
	Institution Code	1058
	State	Tennessee

April 4, 2022

Assessment Information <sup>1</sup>	Group	Number Taking Assessment	Number Passing Assessment	Institutional Pass Rate	Institutional Average Scaled Score	Assessment Cut Score <sup>2</sup>	Statewide			
							Number Taking Assessment	Number Passing Assessment	Statewide Pass Rate	Statewide Average Scaled Score
<b>EDTPA: WORLD LANGUAGES (TPA0020)</b>  Test Company: E.S. Pearson* Score Range: 13-65	All enrolled students who have completed all nonclinical courses, 2020-21									
	Other enrolled students, 2020-21						1			
	All program completers, 2020-21						8			
	All program completers, 2019-20						10	10	100%	41
	All program completers, 2018-19						4			
<b>MATHEMATICS (MIDDLE GRADES AND EARLY SECONDARY) (ESP0105)</b>  Test Company: E.S. Pearson* Score Range: 100-300	All enrolled students who have completed all nonclinical courses, 2020-21									
	Other enrolled students, 2020-21						3			
	All program completers, 2020-21						1			
	All program completers, 2019-20									
	All program completers, 2018-19									
<b>MATHEMATICS (ESP0304)</b>  Test Company: E.S. Pearson* Score Range: 100-300	All enrolled students who have completed all nonclinical courses, 2020-21						1			
	Other enrolled students, 2020-21						11	9	82%	232
	All program completers, 2020-21						11	11	100%	240
	All program completers, 2019-20						1			
	All program completers, 2018-19						1			

Note: In cases where there are less than ten students taking the assessment or license/certificate, the number passing and pass rate are not reported.

<sup>1</sup>Tests with multiple delivery options (computer, paper, etc.) will be noted with the assessment code for one format only.

<sup>2</sup>Cut scores may vary for groups depending upon when the cut scores are established by the state and when each group completed their teacher certification or licensure assessment.

\*Questions regarding tests listed by this testing company must be addressed to your state Title II Coordinator.